


DEALER HOT WATER PRESSURE WASHERS

Portable Gasoline

Direct Drive | DHS Series

The patented Electro Magnetic Firing (EMF) system of this pressure washer, along with its unique burner design, makes this popular hot water pressure washer one of the most in-demand in the industry.



DH-2503-SP0H6M

Pump

- Direct drive triplex piston AR or Mi-T-M pump with ceramic plungers
- Preset stainless-steel and brass unloader valve
- Forged brass mainfold
- Thermal relief valve
- Low pressure detergent injector (Available as an option on DH-2503-SP0H6M)

Engine

- Performance proven engine with low-oil protection

Frame

- Reinforced powder coated steel tube frame with center balanced lifting hook
- 13-inch flat-free tires

Components

- Top-fired powder coated heat exchanger
- No. 1 or No. 2 diesel or kerosene fired burner (Not approved for bio-fuel)

Miscellaneous

- Temperature rise 150°F/66°C above ambient, maximum outlet temperature is 200°F

Unit Includes:

- Quick connect nozzles – 0°, 15°, 25° and 40°
- 50-foot x 3/8-inch steel wire-braided high pressure hose with quick connects, swivel and bend restrictors
- Adjustable pressure insulated dual lance
- Professional-grade insulated trigger gun with safety lock-off




DH-3504-SP3H6A



DEALER HOT WATER PRESSURE WASHERS

Portable Gasoline Direct Drive | DHS Series



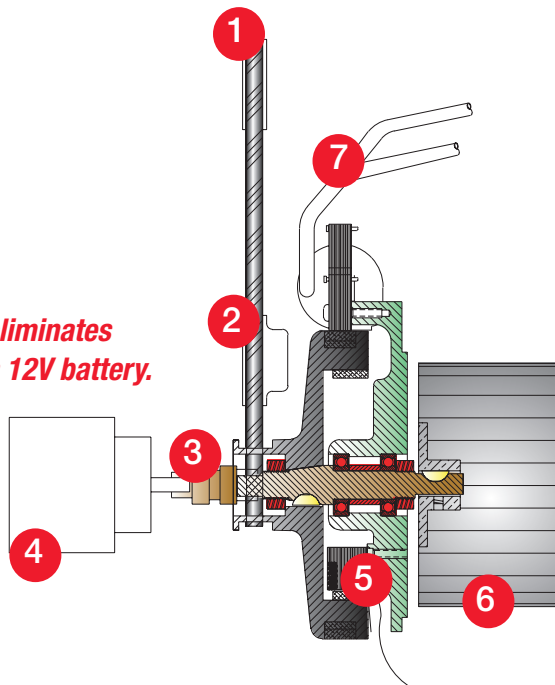
| Model Number | PSI | GPM | Displacement/Engine | Pump | Engine Fuel Tank Capacity | Burner Fuel Tank Capacity | Burner Fuel Consumption | BTU per hour | Dimensions (LxWxH) | Ship Wt. | Net Wt. |
|----------------|------|-----|------------------------|---------------------|---------------------------|---------------------------|-------------------------|--------------|--------------------|----------|---------|
| DH-2503-SP0H6M | 2500 | 2.6 | 196cc Honda GX200 OHV | Mi-T-M | 0.95 gallon | 4.0 gallons | 1.53 gph | 210,000 | 43x29.5x36.5in. | 411 lb. | 295 lb. |
| DH-3003-SP3H6A | 3000 | 2.9 | 270cc Honda GX270 OHV | AR, external bypass | 1.59 gallons | 5.5 gallons | 1.84 gph | 253,000 | 43x30x41in. | 530 lb. | 407 lb. |
| DH-3504-SP3H6A | 3500 | 3.3 | 389cc Honda GX390 OHV | AR, external bypass | 1.70 gallons | 5.5 gallons | 2.14 gph | 294,000 | 43x30x41in. | 551 lb. | 428 lb. |
| DH-3504-SP3K6A | 3500 | 3.3 | 429cc Kohler CH440 OHV | AR, external bypass | 1.70 gallons | 5.5 gallons | 2.14 gph | 294,000 | 43x30x41in. | 551 lb. | 428 lb. |

| Options: | | |
|-------------|---|-------------------------|
| Part Number | Description | Fits Models |
| HX-0098 | Electric start (Battery included) - For easy starting | DH-3504-SP3H6A |
| HX-0233 | Adjustable thermostat - Operator is able to adjust outlet water temperature between 98°-248°F | DH-2503-SP0H6M |
| HX-0234 | Low pressure detergent injector - Allows the user to apply the recommended detergents | DH-2503-SP0H6M |
| HX-0236 | Hour meter - Displays the number of hours unit has been in operation | DH-2503-SP0H6M |
| HX-0250 | Adjustable thermostat - Operator is able to adjust outlet water temperature between 98°-248°F | 3000 to 3500-PSI models |

| Accessories: | | |
|--------------|---|-------------------------|
| Part Number | Description | Fits Models |
| 20-0464A52 | Rain cap - Protects boiler from moisture build-up when unit is left outside | 3000 to 3500-PSI models |
| 50-0161 | High pressure detergent injector - High pressure water mixes with detergent to clean even the heaviest build-up | All models |
| 850-0433 | 50-ft. x 3/8-inch high pressure hose - For when you need extra hose for added mobility | 3500-PSI models |
| 851-0262 | 50-ft. x 3/8-inch high pressure hose - For when you need extra hose for added mobility | 2500 to 3000-PSI models |

POWERED by **HONDA**™

EMF system eliminates the need for a 12V battery.



Patented Electro Magnetic Firing (EMF) System

1. Engine sheave, dual set screw mount, maintains proper alignment of pump shaft key.
2. The belt tension sheave creates proper belt tension so fuel pump discharges fuel upon demand.
3. The long lasting, non-corrosive flexible drive coupler protects the EMF system if fuel pump locks up.
4. Fuel pump is a durable high quality pump that will deliver No. 1 or No. 2 diesel fuel or kerosene.
5. Stator coil/magnets are a low maintenance system that provides solenoid control voltage.
6. Fan provides burner air for proper combustion and clean exhaust smoke. It has an easily accessible air flow control.
7. Ignition coil provides voltage to electrodes for proper spark voltage, allowing accurate ignition of fuel every time the trigger is pulled. The ignition coil has a long life, is easily replaced and has a proven track record in the industry.