


# WLP Series

## WATER TREATMENT SYSTEMS



Our recycle systems are designed to remove free hydrocarbons and filter the water to be sent back through a pressure washer. The systems come standard with pH and ORP injection. All systems are designed for corrosion resistance by using stainless-steel tanks.

### Advanced Wash-Water Recycle Systems



WLP-20AB-0M11

**WLP Series recycle systems combine enhanced design with state-of-the-art technology to offer:**

- CSA listed NEMA-4 rated corrosion-proof control panel for safe and reliable operation
- Hose connectors are designed for easy accessibility and quick installation; the connectors are clearly marked
- Pumps are easily accessible
- Recommended Air Compressor AC1-HE02-05M1 for use with the Auto-backwash models
- Quality recycle wash-water without common odor problems
- Easy operation and maintenance
- Poly skid is constructed of hardened polymer to be non-corrosive. It can also be easily lifted and moved with a forklift from all four sides.
- CSA approved control panel which meets the requirements of the US and Canadian standards for an Industrial Control Panel.

**The WLP Series is perfect for the following applications:**

- Rental Yards
- Heavy Equipment Dealers
- Trucking Facilities
- Military Bases
- Truck Rental Fleets
- Diesel Repair Facilities
- Forklift Washing Operations
- Aircraft Maintenance & Restoration
- Shipyards
- Municipalities/State DOTs
- Oil Fields
- Engine Rebuilders & Manufacturers



Auto-backwash models (air required 60 to 100-PSI)

**AM1-HE02-05M**

4.3 CFM @ 90 PSI

2.0 HP, 120V, 14.0A Electric Motor

5-Gallon Receiver Tank

MODEL NUMBER	FLOW RATE	MEDIA FILTER (CUSTOM MIX)	CARTRIDGE FILTER	CARBON FILTER (DEGASSED)	POWER REQUIREMENTS	AIR REQUIRED	DIMENSIONS (LxWxH)	SHIP WT.
WLP-08-0M10	0-8 GPM	350 lb.	150 sq. ft.	110 lb.	230V, 1Ø, 21.0A	-	6ft.x5ft.x52in.	1475 lb.
WLP-20-0M10	0-20 GPM	550 lb.	400 sq. ft.	110 lb.	230V, 1Ø, 25.0A	-	8ft.x5ft.x52in.	2435 lb.
WLP-20AB-0M11*	0-20 GPM	550 lb.	-	110 lb.	230V, 1Ø, 25.0A	60 to 100-PSI	8ft.x5ft.x52in.	2435 lb.
WLP-20AB-0M31*	0-20 GPM	550 lb.	-	110 lb.	230V, 3Ø, 13.0A	60 to 100-PSI	8ft.x5ft.x52in.	2435 lb.
WLP-30-0M10	0-30 GPM	600 lb.	400 sq. ft.	110 lb.	230V, 1Ø, 25.0A	-	8ft.x5ft.x52in.	2735 lb.
WLP-40-0M10	0-40 GPM	900 lb.	600 sq. ft.	165 lb.	230V, 1Ø, 35.0A	-	(2) 8ft.x5ft.x60in.	3200 lb.
WLP-40AB-0M10*	0-40 GPM	900 lb.	-	165 lb.	230V, 1Ø, 35.0A	60 to 100-PSI	7ft.x9ft.x60in.	3100 lb.
WLP-40AB-0M30*	0-40 GPM	900 lb.	-	165 lb.	230V, 3Ø, 17.0A	60 to 100-PSI	7ft.x9ft.x60in.	3100 lb.

\*Auto-backwash models (air required 60 to 100-PSI)

230/208/460V 3-phase available on all models as options.

**ACCESSORIES:**

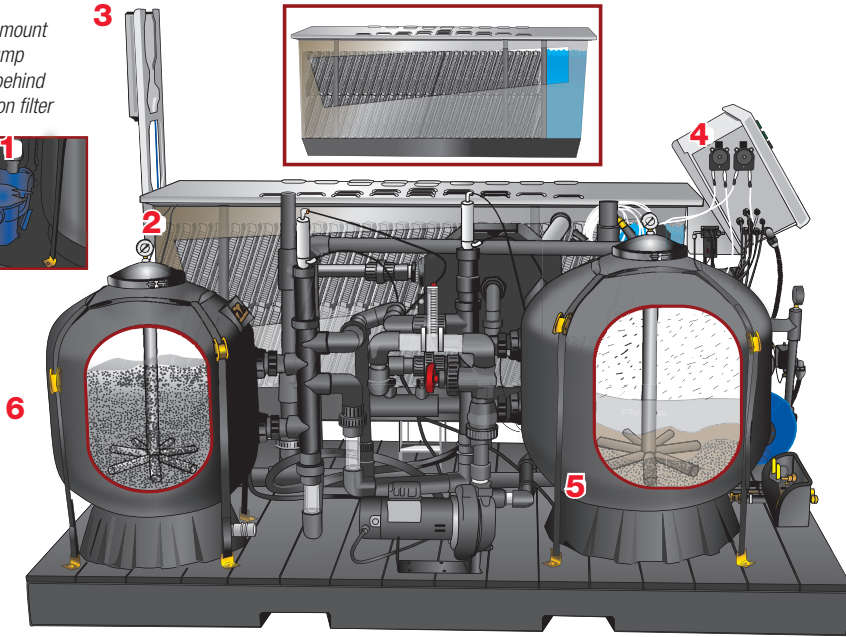
PART NUMBER	DESCRIPTION	FITS MODELS
32-0538	<b>pH probe</b> - Keeps the water at an appropriate pH level so the germicide is effective at killing bacteria and controlling odor	All models
32-0540	<b>ORP probe</b> - Measures and injects a germicide to control odor by killing odor-causing bacteria	All models
32-0693	<b>pH probe (self-cleaning)</b> - Keeps the water at an appropriate pH level so the germicide is effective at killing bacteria and controlling odor	All models
32-0694	<b>ORP probe (self-cleaning)</b> - Measures and injects a germicide to control odor by killing odor-causing bacteria	All models

**OPTIONS:**

PART NUMBER	DESCRIPTION	FITS MODELS
AT-4007	Replacement air filter - Moisture trapping replacement filter	Auto-backwash models

# WLP Series *Process & Flow Description*

Surface-mount sump pump located behind the carbon filter



**1. Surface-Mount Sump Pump** - Untreated wash-water is introduced into the system via a 1.0-HP surface-mount sump pump, which is included with the system, located on the unit.

**2. Advanced Oil/Water/Solids Separator** - As the water flows through the three-stage oil/water/solids separator, it changes directions countless times as the water is directed and redirected through four horizontal baffles, and hundreds of square feet of honey-combed-shaped meshed oleophilic (oil-attracting) coalescing media. Mechanically, emulsified oil particles are attracted from the water to the oleophilic media, and float to the surface. Once on the surface, the oil is skimmed off into an oil decanter for easy disposal. Fine silt and particulates are dropped to the bottom of the sloped stainless-steel tank for easy flushing and disposal of the accumulated solids.

**3. Corona Discharge Ozone Injection** - Wash-water is injected with a high concentration of ozone via a corona discharge ozone injector system for a "quick kill" of live bacteria on contact.

**4. ORP/pH Controller** - For longer term control of bacteria, the ORP injection system automatically measures and injects a germicide to control odor by killing odor-causing bacteria. The automated pH control system keeps the water at an appropriate pH level so the germicide is effective at killing bacteria and controlling odor.

**5. Customized Multi-Media Filter** - Once the water has been treated for oil and solids removal, it is then pushed through a customized multi-media filter which contains a special media blend to filter out particulates down to 25 microns.

**6. Activated Carbon Filter** - The final treatment stage of the system occurs as the water is filtered through activated carbon which absorbs hydrocarbons, herbicides, pesticides, metals and dozens of other carbon-based constituents. Activated carbon also works as a polisher for treated water to remove chlorides.

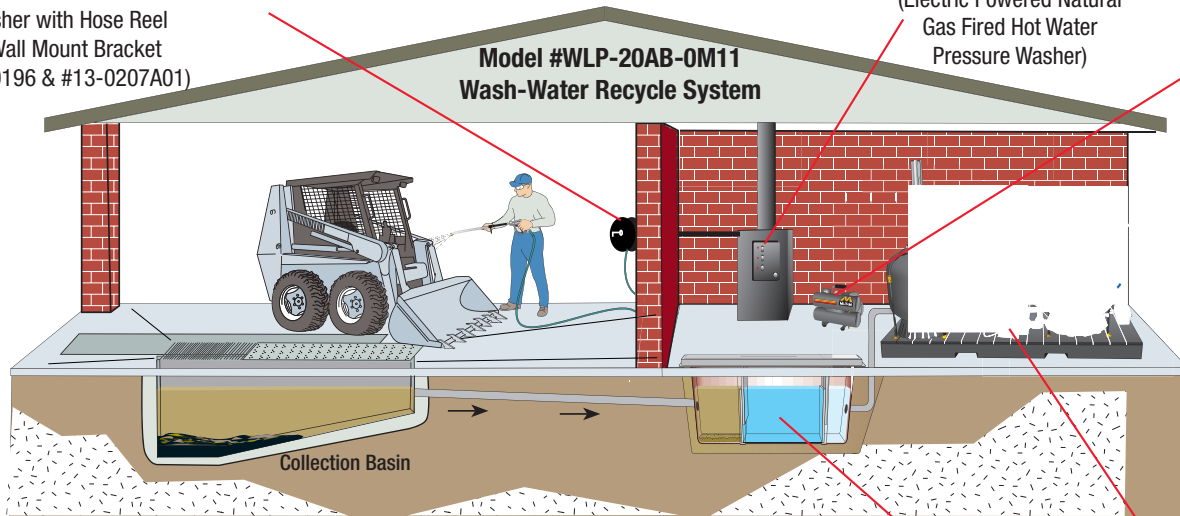
**Treated Water in Pressurized Container** - Once the water is treated, it is held in a pressurized container where it will be ready for reuse at 30-PSI to 50-PSI.

## Sample Equipment Wash Pad Application

Remote Box for Pressure Washer with Hose Reel & Wall Mount Bracket (#50-0196 & #13-0207A01)

HEG-3004-0E2G (Electric Powered Natural Gas Fired Hot Water Pressure Washer)

AC1-HE02-05M1 Air Compressor for use with Auto-Backwash



Model #WLP-20AB-0M11 Wash-Water Recycle System

Collection Basin

Model #12-0074 3' x 9' Fiberglass 3-Stage Collection Pit

Model #3-0328 1.0 HP Surface-Mount Sump Pump Included with System

### The Importance of a Proper Pit System

Once equipment is washed, the untreated wash-water flows into your pit system. A proper pit system for your application is the first step in proper wash-water treatment, and a critical element in any wash-water recycle system.

We can help you determine the pit system configuration that works best with your application.

Information on Fiberglass Pits available in the Pit System Brochure.

